





WOS 280x300

Main Motor	3 HP
Gearbox	Bevel Helical PKD 1390 High Efficiency
Hydraulic Motor	1.5 HP
Coolant Motor	1/6 HP
Conveyor Motor	1/6 HP
Feeding Stroke	19.7" (Multi Indexing)
Servo Feeder Motor	400 Watt. 3.000 rpm
Blade Speed	72-295 fpm
Blade Dimensions	12'x1" x 20" Gauges
Machine Weight	2.590 lbs
Machine Dimensions	63" x 90.5" x 49.2"
Table Height	28"

	0°	30°	45°	60°	-30°	-45°
	11"					
	9.25"					
	9.25" x 11.8"					
	5.5" x 11.8"					